



Height | 86
 Seat height | 44
 Seat depth | 56

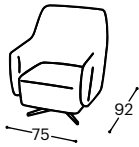


Wipp

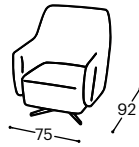
M - 114



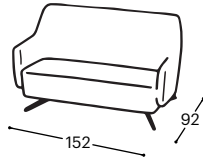
12



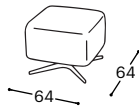
12F



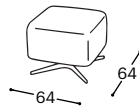
22



80



80F



190



Description of used raw materials:

Wooden frame Supporting structure made of dried beech wood, 18 mm thick plywood, MDF board, cardboard.

Seating High-elasticity HR foam, 200 g of thermal bonded felt, coil springs.

Backrest Ergonomic foam RG 22 and RG 45, 100 g of thermal bonded felt.

Legs Black painted metal leg.

Feature ---

Cover materials Wide range of fabrics and leather hides are available.