



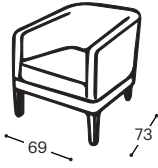
# Intamo - S

M - 110



Height | 71  
Seat height | 44  
Seat depth | 51

12



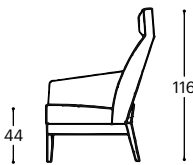
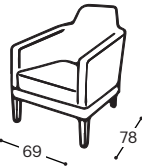
# Intamo - M

M - 111



Height | 87  
Seat height | 44  
Seat depth | 51

12



# Intamo - L

M - 112



Height | 116  
Seat height | 44  
Seat depth | 51

12



## Description of used raw materials:

**Wooden frame** Supporting structure made of dried beech wood, 18 mm thick plywood, cardboard.

**Seating** Ergonomic foam RG 35, 100 g of thermal bonded felt, elastic webbing.

**Backrest** Ergonomic foam RG 30, 100 g of thermal bonded felt.

**Legs** Legs made of oak wood, oiled. Optional in beech wood in six colours.

**Feature** ---

**Cover materials** Wide range of fabrics and leather hides are available.