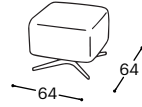
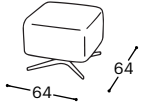
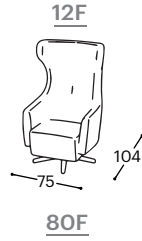
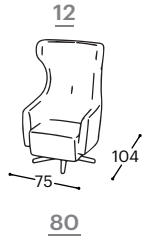


Height | 120  
 Seat height | 44  
 Seat depth | 56



# Sway

M - 115



## Description of used raw materials:

- Wooden frame** Supporting structure made of dried beech wood, 18 mm thick plywood, MDF board, cardboard.
- Seating** High-elasticity HR foam, 200 g of thermal bonded felt, coil springs.
- Backrest** Ergonomic foam RG 22 and RG 45, 100 g of thermal bonded felt.
- Legs** Black painted metal leg.
- Feature** ---
- Cover materials** Wide range of fabrics and leather hides are available.